



**Inverclyde  
Local Fire and Rescue Plan  
Review 2014 - 2017**



**SCOTTISH**  
**FIRE AND RESCUE SERVICE**  
Working together for a safer Scotland

**Working together  
for a safer Scotland**

**Inverclyde**  
council

## Contents

Introduction	2
Performance Data – what the figures told us	2
Reducing Accidental Dwelling Fires by 10% each year	5
Reducing Fire Casualties and Fire Fatalities by 5% each year	6
Reducing Casualties From Non-Fire Emergencies by 5% each	7
Reducing Deliberate Fire Setting by 5% each year	8
Reducing Fires in Non-Domestic Property by 5% each year	9
Reducing Unwanted Fire Alarm Signals by 5% each year	10
Engagement – what our stakeholders told us	11
Scrutiny – what we learned from the Inspectorate	11
Conclusion	12
Recommendations	13

## Introduction

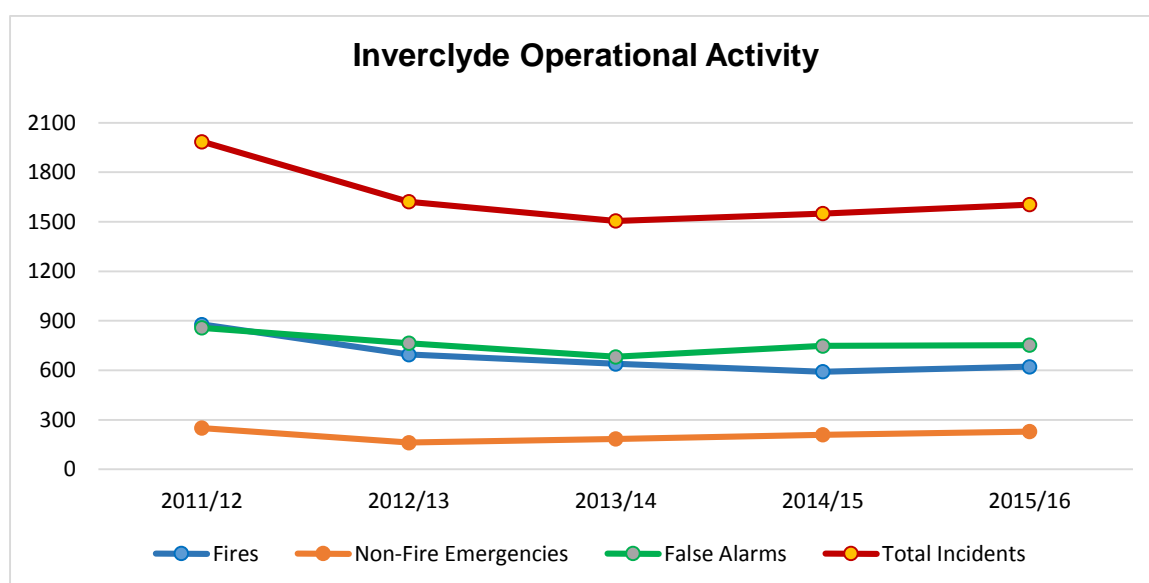
The Scottish Fire and Rescue Service (SFRS) is required under the Fire (Scotland) Act 2005 as amended to prepare Local Fire and Rescue Plans for each local authority in Scotland. Following the publication of our Strategic Plan in 2013, our first Local Plans were published in April 2014.

These plans were developed to direct the Service through its initial consolidation journey and have helped to forge our place as a national organisation with a strong sense of local accountability. Against the drive of public sector reform, the local planning landscape continues to evolve to provide a greater focus on protecting the most vulnerable and improving community outcomes through collaborative working.

The publication of our new three-year Strategic Plan in October 2016 now instigates a timely requirement to carry out a mandatory review of all Local Fire and Rescue Plans. This review will provide us with information on how well we are performing against our existing priorities as well as highlighting areas for continued improvement and opportunities for change against the growing needs of our communities.

## Performance Data – what the figures told us

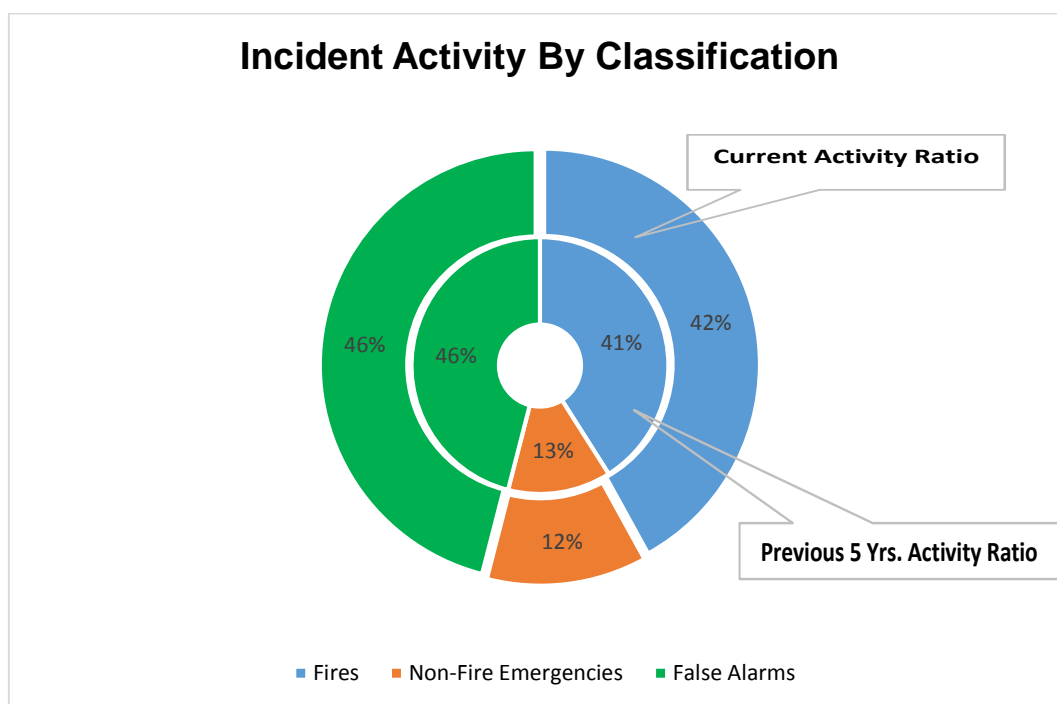
Over the past five years within Inverclyde, the SFRS responded to an average of 1653 incidents each year. Review of operational demand has indicated a downward trend overall, with activity levels decreasing by 19% between 2011 and 2016. This reduction trend is opposite for the current fiscal monitoring period; activity levels reviewed on the 28 February 2017 indicated a 17% increase when compared to the same period last year.



## Incident Numbers 2011 to 2016

	2011/12	2012/13	2013/14	2014/15	2015/16
Fires	878	696	639	592	622
Non-Fire Emergencies	250	162	184	210	229
False Alarms	857	764	682	748	753
<b>Total Incidents</b>	<b>1985</b>	<b>1622</b>	<b>1505</b>	<b>1550</b>	<b>1604</b>

The review of operational demand has identified False Alarms being the most common type of incidents attended within Inverclyde and have accounted for 46% of mobilisations with Fires and Non-Fire Emergencies (Special Services) accounting for 41% and 13% respectively. Review of activity during the current fiscal monitoring period (Apr 2016 – March 2017) has determined minimal change in the demand ratio across these incident classifications.



As part of the process of scrutiny the SFRS are responsible for the submission of performance reports to Inverclyde Alliance Board. The basis of these reports is to report on the progress the SFRS is making against the priorities contained within the Local Fire and Rescue Plan 2014-17 for Inverclyde. The first two targets set (Table1, Page 3) followed the High Level Performance Indicators set within the Fire and Rescue Framework for Scotland 2013, with the remaining four targets defined at a local level.

The current progress against the rolling three-year average indicates five priorities above the three-year average and one priority currently below the three-year average. We assess each of the targets that follow using a Red, Amber or Green indication of our performance. Green means we have achieved or exceeded the target; Amber means we did not achieve the target but achieved a reduction in the three-year average figure and Red means we have not achieved the target and have seen an increase in the three-year average figure.

**Table 1**

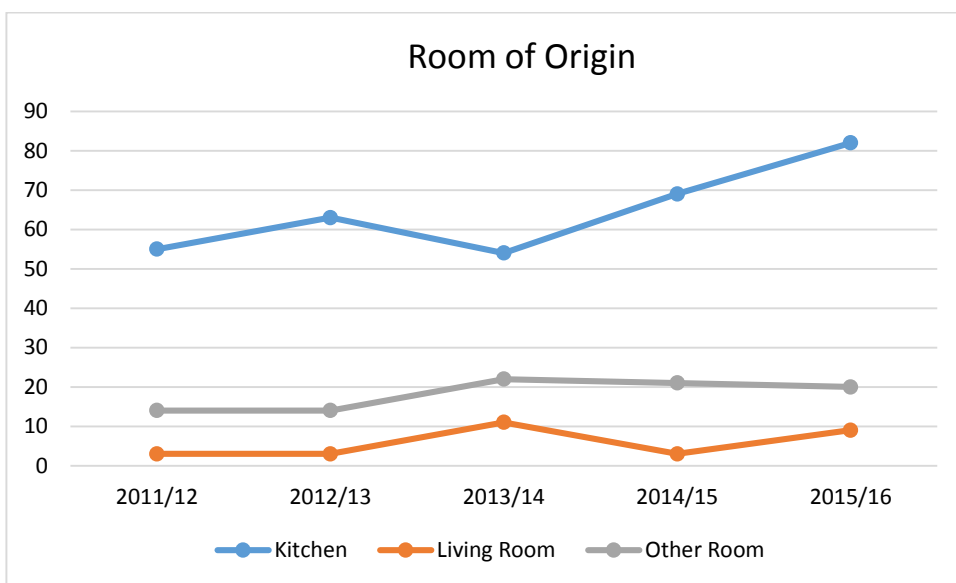
<b>Current Local Fire and Rescue Plan Priorities for Inverclyde</b>	<b>2013/14</b>	<b>2014/15</b>	<b>2015/16</b>	<b>Target*</b>	<b>RAG**</b>
1 - Reducing Accidental Dwelling Fires by 10% each year	87	93	111	87	●
2 - Reducing Fire Casualties and Fire Fatalities by 5% each year	36	25	46	34	●
3 - Reducing Casualties From Non-Fire Emergencies by 5% each year	38	47	66	50	●
4 - Reducing Deliberate Fire Setting by 5% each year	478	444	455	436	●
5 - Reducing Fires in Non-Domestic Property by 5% each year	31	35	36	32	●
6 - Reducing Unwanted Fire Alarm Signals by 5% each year	682	748	753	691	●

**\*2016/17 target based on rolling three-year average    \*\*Current progress against three-year average**

**Performance Explained**

Current progression towards the three year average target for 2016/17 is classed as **Red** due to a continued year on year increase in the number of accidental dwelling fires with this trend resulting in a higher number of these incidents this year.

Analysis of accidental dwelling fires over the past 5 years has determined the most common cause being attributed is cooking related activity, accounting for 50% of all accidental dwelling fire incidents. The kitchen as a room of origin accounts for over 73% of all accidental dwelling fires.



The severity of fires within the home can vary from the incident being dealt with by the occupier with little or no damage occurring to incidents where direct firefighting is undertaken by the SFRS. On average in Inverclyde only 1 in 5 incidents require the SFRS to undertake direct firefighting action.

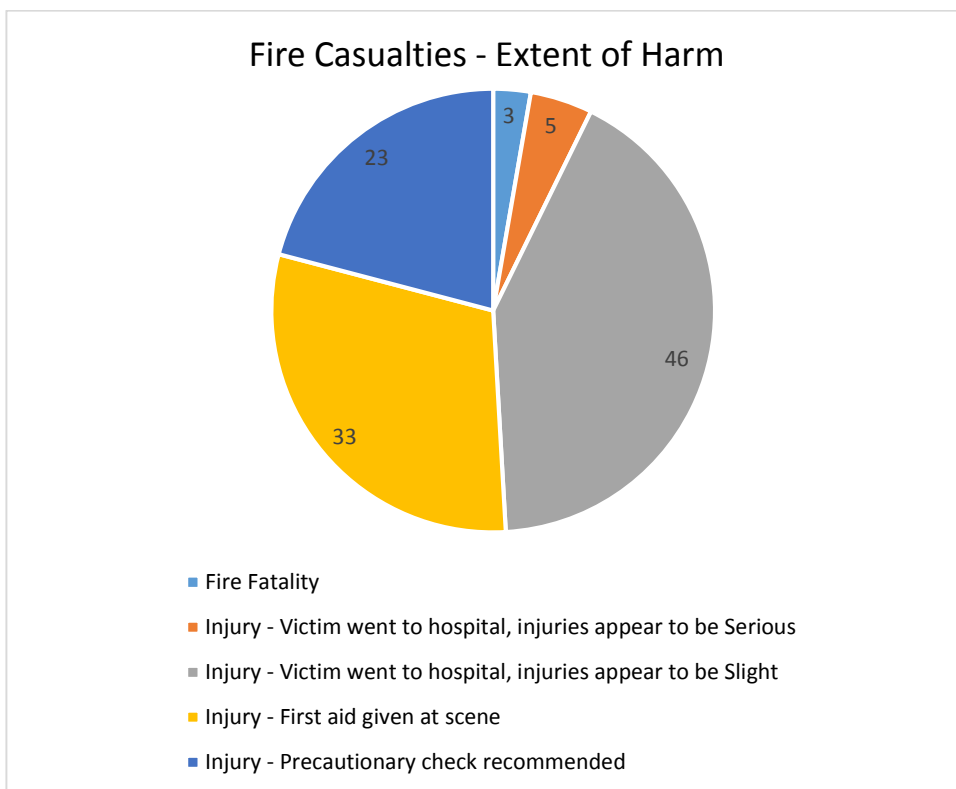
Early warning is key to alerting occupants and over the last five years, 83% of properties affected by fire had smoke or heat detection present which has raised the alarm on 56% of occasions. On average just over 64% of incidents attended by SFRS resulted in no fire damage to properties; this positive trend in reduction of fire damage is in direct correlation to the increased level of fitted smoke and heat detection.

**Performance Explained**

Current progression towards the three-year average target for 2016/17 is classed as **Red** as current activity is above the three year average. On average 72% of all fire fatalities and casualties within Inverclyde arose from accidental dwelling fires.

Analysis of accidental dwelling fire fatalities and casualties has identified a link to fires within the kitchen accounting on average for 70% of incidents where injuries arise. Most common human contributory factor has been identified as ‘Distraction’. Whilst the number of persons recorded as accidental dwelling fire casualties has seen an increase since 2011, review of the nature of injuries has determined that the majority (59%) were treated at the scene and did not require to attend hospital for treatment. Of remainder 36% went to hospital with injuries recorded as slight and only 9% recorded as having more serious injuries. The change in profile of fire related casualties is a positive one when compared to longer term historic data which shows a higher number of fatal and seriously injured accidental dwelling fire casualties.

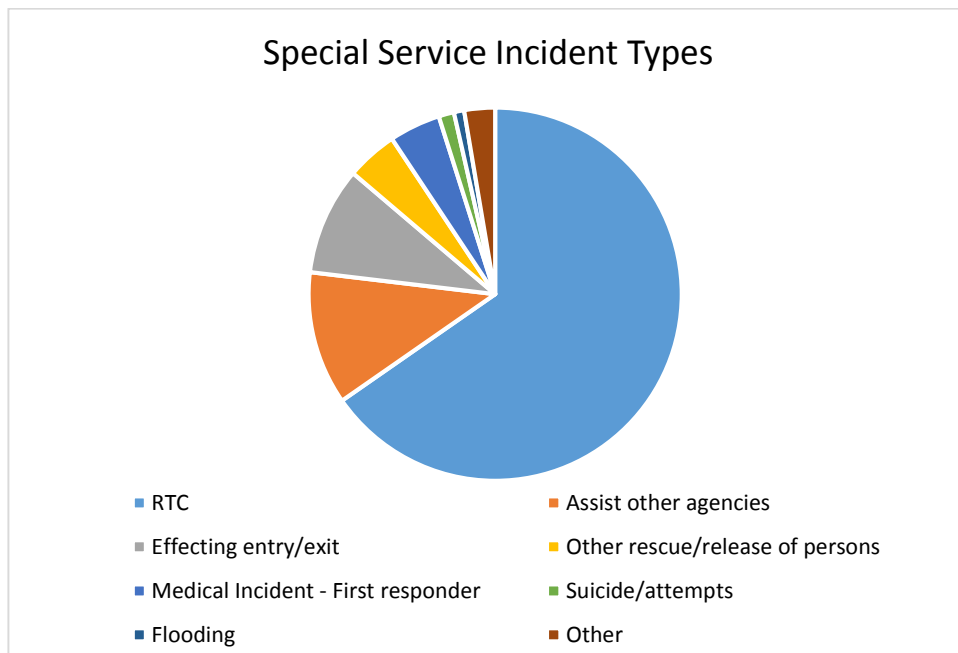
Of the 114 casualties recorded at accidental dwelling fires, only 5 have attended hospital having sustained serious injuries. Smoke inhalation has been identified as the most common cause of injury. Just over 52% of all accidental dwelling fire casualties are aged 50 years and over with males accounting for the majority (56%) of all accidental dwelling fire casualties. This profile does not reflect the current Scottish trend which shows females over the age of 50 years of age to be the highest risk group related to fire.



**Performance Explained**

Current progression towards the three-year average target for 2016/17 is classed as **Red** with an upward trend evident at this time. Whilst overall the number of Non-Fire Emergency (Special Service) incidents is low compared to Fire and Unwanted Fire Alarm incidents, fatal and non-fatal casualties arising from Special Service incidents exceed those from accidental dwelling fires. In reviewing data over the last 5 years, the rate of special service fatal and non-fatal casualties is showing an increase trend line.

In reviewing the previous special service activity, attendances at Road Traffic Collisions accounted for 65% of all special service casualties within Inverclyde. An additional 25% of casualties have been recorded over the last five years as a result of attending incidents to either assist other agencies, forcing entry into premises to render assistance to occupants, the provision of medical response or to assist in body recovery.



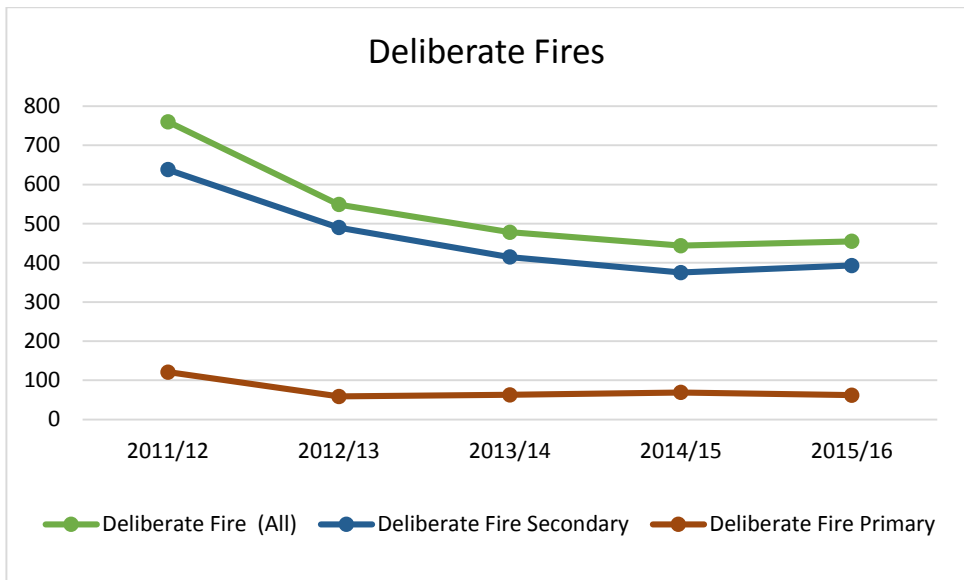
Unlike accidental dwelling fire casualties, the majority of special service casualties (84%) attend hospital; of these 64% are deemed to have sustained slight injuries with 20% deemed to have serious or life threatening injuries. Of all recorded injuries, both fatal and non-fatal, males accounted for 68% of all recorded casualties with all persons between the ages of 20 and 59 being the most prevalent age group for special service fatalities and casualties.





**Performance Explained**

Current progression towards the three-year average target for 2016/17 is classed as **Red** as current activity is above the three year average, and a continued upward trend for this reporting period has been noted at this time; this is in contrast to a noted downward trend between 2011 to 2015. On average deliberate fire raising accounts for 74% of all fire related activity within Inverclyde.

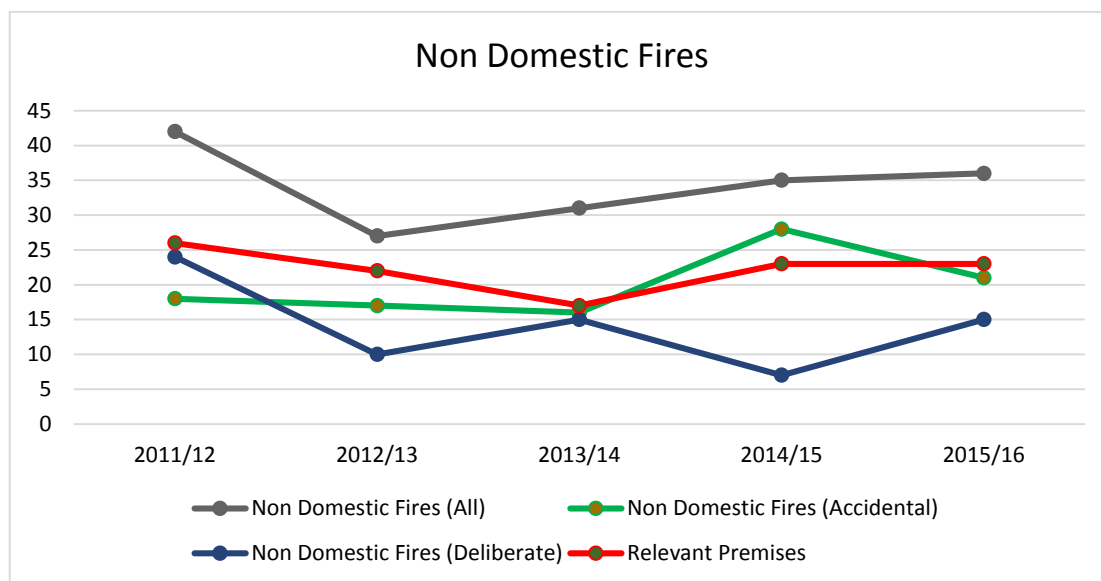


In terms of total activity deliberate fires have accounted for 32% of all operational incidents within Inverclyde, with 28% of all mobilisations being to secondary fire incidents. Deliberate refuse fires account for just over 43% of all secondary fire activity within Inverclyde with other outdoor fires involving wildland, trees and vegetation being the second most common (42%) secondary fire types. Deliberate primary fires have seen a reduction of 51% over the past five years with current activity slightly below the five year average.

**Performance Explained**

Current progression towards the three-year average target for 2016/17 is classed as **Green** with a downward trend evident at this time. Whilst overall the number of non-domestic fires account for only 2% of all operational mobilisations, just over 70% of all non-domestic fires involve premises within the Business or Service sectors.

In reviewing the previous 5 years activity for non-domestic fires, just under two thirds of all incidents (58%) are classed as accidental in origin.

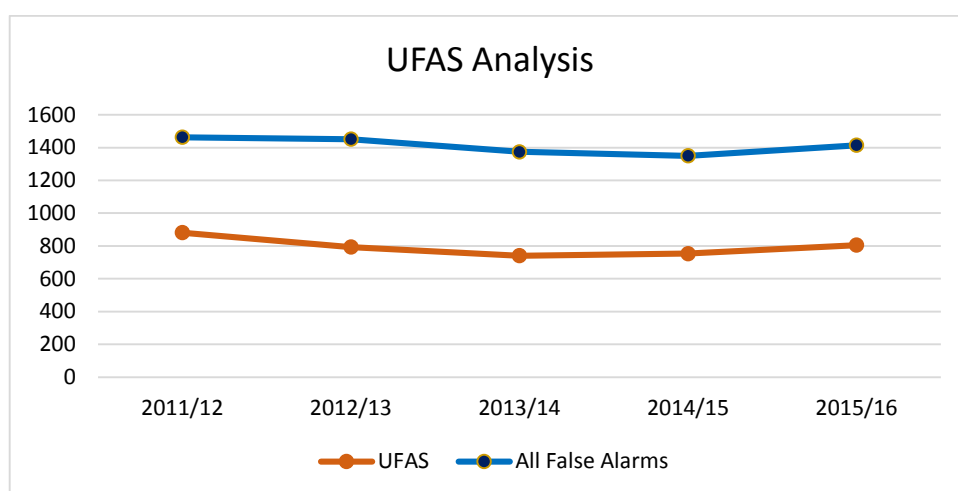


Business and Service sector premises normally fall within the scope of Part 3 of the Fire (Scotland) act 2005 as amended and are classed as 'Relevant Premises'. Given the importance of the protection of the local economy, monitoring of activity within Relevant Premises is ongoing in conjunction with a programme of fire safety enforcement audits. Current analysis identified a year on year increase in fires within Relevant Premises since 2013/14; however 60% of all incidents have resulted in no or very limited fire damage. Minor electrical faults in light fittings causing smell of burning and contained damage is one example of the incident type attended by SFRS within relevant premises which require no firefighting action.



**Performance Explained**

Current progression towards the three-year average target for 2016/17 is classed as **Red** with a slight increase in the three year average noted at this time and the year on year figure also slightly increasing. In total, all false alarms account for 46% of all operational mobilisations. Various types of false alarms fall into this category with Unwanted Fire Alarm Signals (UFAS) having been identified as the cause of 55% of all false alarms. In reviewing data over the last 5 years, the rate of UFAS incidents have fluctuated year on year. (2015 to 2017)



In reviewing the previous 5 years activity for UFAS incidents, weekdays indicate the greatest prevalence of UFAS incidents with the period between 0800 hours and 1600 hours being the most common time period for UFAS incidents. Review of the data suggests these instances, on a general basis may be related to the most frequent periods of when buildings are occupied. In examining the cause of alarms, a number of factors may be attributed to the building occupants contributing to the alarm operating such as cooking, testing of the system, or accidentally/carelessly setting off the alarm, which over the previous 5 years has accounted for 40% of all alarm activations.

Review of the property types responsible for UFAS incidents has identified hospital/medical care facilities (25%), schools (19%) and residential homes (11%) as the most common property types which the SFRS attend, which collectively over the past 5 years has been responsible for 55% of all UFAS incidents within Inverclyde.

## **Engagement – what our stakeholders told us**

Building on the intelligence we gathered during the engagement and consultation of our Strategic Plan 2016-19 we re-engaged with our key stakeholders to seek further views on our local service delivery.

Feedback identified the SFRS's engagement with young people and our communities as a strength and whilst the SFRS is a national organisation it is seen as having the ability to deliver its services on a local basis. Comments also suggested the SFRS should consider how it can develop further opportunities to share resources and further strengthen its partnership links including those within the Third Sector.

It was recognised that persons at risk are often known to other organisations therefore areas such as information sharing; joint training and an integrated joint response within a partnership environment could enhance the safety and well-being of those at risk within our communities. Feedback also highlighted the need to consider the provision of services and support to persons who are sensory impaired and this was highlighted as a common challenge across organisations. Overall an underlying theme was one where the SFRS should continue to promote the safety and well-being within the home environment.

## **Scrutiny – what we learned from the HM Fire Service Inspectorate (HMFSI)**

To support this formal review the outcomes from HMFSI's Local Area Inspections that examine the development and delivery of Local Fire and Rescue Plans, have also been considered.

By undertaking inspections of our service delivery within local authority areas, HMFSI can provide independent assurance to Scottish Ministers and the public that adequate provision for local service delivery is being made, there is equal access to specialist resources, service provision and partnership working is of sound quality and strong scrutiny arrangements are in place. This allows HMFSI to maintain a good awareness of how well we are functioning and build intelligence to inform future inspections.

By the end of the period 2016/17 it is planned that the SFRS service provision will have been examined in nine local authority areas. These areas included Aberdeen City, East Renfrewshire, Western Isles, West Lothian, Dundee, South Ayrshire, Scottish Borders, Moray and Glasgow City. Once prepared, these inspection reports are published by HMFSI on their website.

On examining the published Local Area Inspection Reports, we noted that HMFSI generally felt that there was a need to identify unique characteristics for each local area and provide clearer use of risk-based evidence to identify and shape priorities across our Local Plans.

HMFSI would also like to see a stronger emphasis made on specific local priorities and contribution supported by an appropriate level of local performance measures. Local priorities and measures should be balanced against our national needs as well as aligned to the collaborative partnership working requirements of Local Outcome Improvement Plan delivery.

## **Conclusion**

In reviewing the progress against the priorities within the Local Fire and Rescue Plan for Inverclyde (2014 – 2017), it has been identified that operational demand in the longer term has been reducing, however review of activity during the current fiscal year indicates fluctuations in operational demand has been occurring.

A key approach to reducing demand is through effective engagement and by working in partnership to support our more vulnerable members within our communities. As a national organisation the SFRS is also progressing with its transformational agenda to develop the organisation in an environment of continuous financial challenges. This presents opportunities for the SFRS to develop its role at a local level in the protection of our communities across Inverclyde through the strengthening of existing partnerships, whilst seeking new partnership approaches to manage, mitigate and reduce risk.

To support the pursuance of transformational efficiencies, reducing service demand is essential to provide the means to utilise the totality of SFRS resources to maximum benefit. It is recognised however, regardless of how active the SFRS is in its prevention agenda, operational demand will still be present. It is therefore vital to ensure the SFRS is able to respond as and when such demand arises. The process of identifying and reviewing the range of risks within our communities will provide the basis as to how we will manage and respond to such risks to safeguard the safety of our firefighters and our communities.

The review of the Local Fire and Rescue Plan for Inverclyde over the period 2014 – 2017 has considered the progress that has been made to date and supported the development of key priorities for the next plan. Meeting the challenges in the new plan will not be achieved in isolation but through effective partnership working and as such, the new Local Fire and Rescue Plan will seek to compliment and contribute to the integrated approach to Community Planning within Inverclyde.

## **Recommendations**

It is recommended that the following priorities are taken forward in the new Local Fire and Rescue Plan for Inverclyde area:

Priority 1: Domestic Safety

Priority 2: Unintentional Injury and Harm

Priority 3: Deliberate Fire Setting

Priority 4: Non-Domestic Fires

Priority 5: Unwanted Fire Alarm Signals

Priority 6: Operational Resilience and Preparedness